


167082, 184178, 607468, 623143, 642239


## EN Replacing 167082 drain pump with 642239

9-vane drain pump **167082** is no longer available, having been replaced by **642239**. Using connector housing **623143** allows dishwasher wire harnesses to connect to the replacement **642239** drain pump. Please follow the instructions below to assemble connector housing **623143** to dishwasher wire harnesses and to plug the harnesses into the replacement **642239** drain pump.

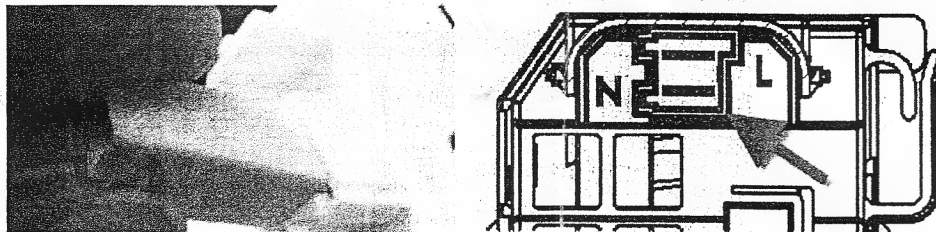
Push each of the two (2) spade terminals into the white, plastic connector housing, making sure they're fully seated into the connector housing.



When finished, the connector will look like this:



Firmly push the connector into the drain pump terminal until the spade terminals are fully seated.



The same procedure is used to adapt 4-vane replacement drain pump **607468** to replace 4-vane drain pump **184178**. These pumps are used in Washington State in homes with Johnson Tee fittings.